

Building a Learning Path

1. Assessment

ODYSSEY[®] 2012

Dashboard My Students Courses & Assignments **Assessment** Reports Content Message Center Community

Item Bank Objective Builder Test Builder

Assessment allows designated teachers with permission to author objective-based assessments for use within a school or district. Assessment is divided into four components for creating custom objective-based tests. Item Builder (available only from Item Bank and Objective Builder) is a tool for creating custom test items and modifying existing items. Objective Builder is used to create custom standard sets. In Test Builder users can build, edit, and save tests and include them in assignments.

For a brief overview of Item Bank, Objective Builder, or Test Builder, move your mouse over each of the component buttons below. Click the button to go to one of the components in the Assessment menu in the navigation bar at the top of the screen.

Item Bank

Objective Builder

Test Builder

2. Test Builder

1. Common Core or WA St Standards

The screenshot shows the Odyssey 2012 Test Builder interface. At the top, there is a navigation bar with the following items: Dashboard, My Students, Content, Assessments, Assessment, Reports, Content, Message Center, and Community. Below this is a sub-navigation bar with Item Bank, Objective Builder, and Test Builder. The main content area has four numbered steps: 1. Standard, 2. Select Objectives, 3. Review Objectives, and 4. Properties. The 'Standard' step is active. The page title is 'Select Standard'. Below the title is a paragraph: 'Test Builder allows you to customize and build objective-based tests and assign them to your students and classes. You can create tests from scratch or modify prebuilt tests. Changes can be made to the order and number of objectives for each test and to the test item property settings.' Below this is a form with the following fields: 'Standard Set' (dropdown menu with 'Common Core' selected), 'Subject' (dropdown menu with 'Language Arts' selected), 'Level' (dropdown menu with 'Level 8' selected), 'Keyword Search (optional)' (text input field), and 'Objective Additions:' (dropdown menu with 'Replace all objectives' selected). At the bottom left of the form is a 'Next' button with a right-pointing arrow. Blue callout boxes with white text point to these elements: '1. Common Core or WA St Standards' points to the 'Standard Set' dropdown; '2. Subject' points to the 'Subject' dropdown; '3. Grade Level' points to the 'Level' dropdown; and '4. Next' points to the 'Next' button.

ODYSSEY 2012 Jennifer He

Dashboard My Students Content Assessments Assessment Reports Content Message Center Community

Item Bank Objective Builder Test Builder

1 Standard 2 Select Objectives 3 Review Objectives 4 Properties

Select Standard

Test Builder allows you to customize and build objective-based tests and assign them to your students and classes. You can create tests from scratch or modify prebuilt tests. Changes can be made to the order and number of objectives for each test and to the test item property settings.

Select a Standard Set, Level, and Subject to filter the objective set.

Standard Set: Common Core

Subject: Language Arts

Level: Level 8

Keyword Search (optional):

Objective Additions: Replace all objectives

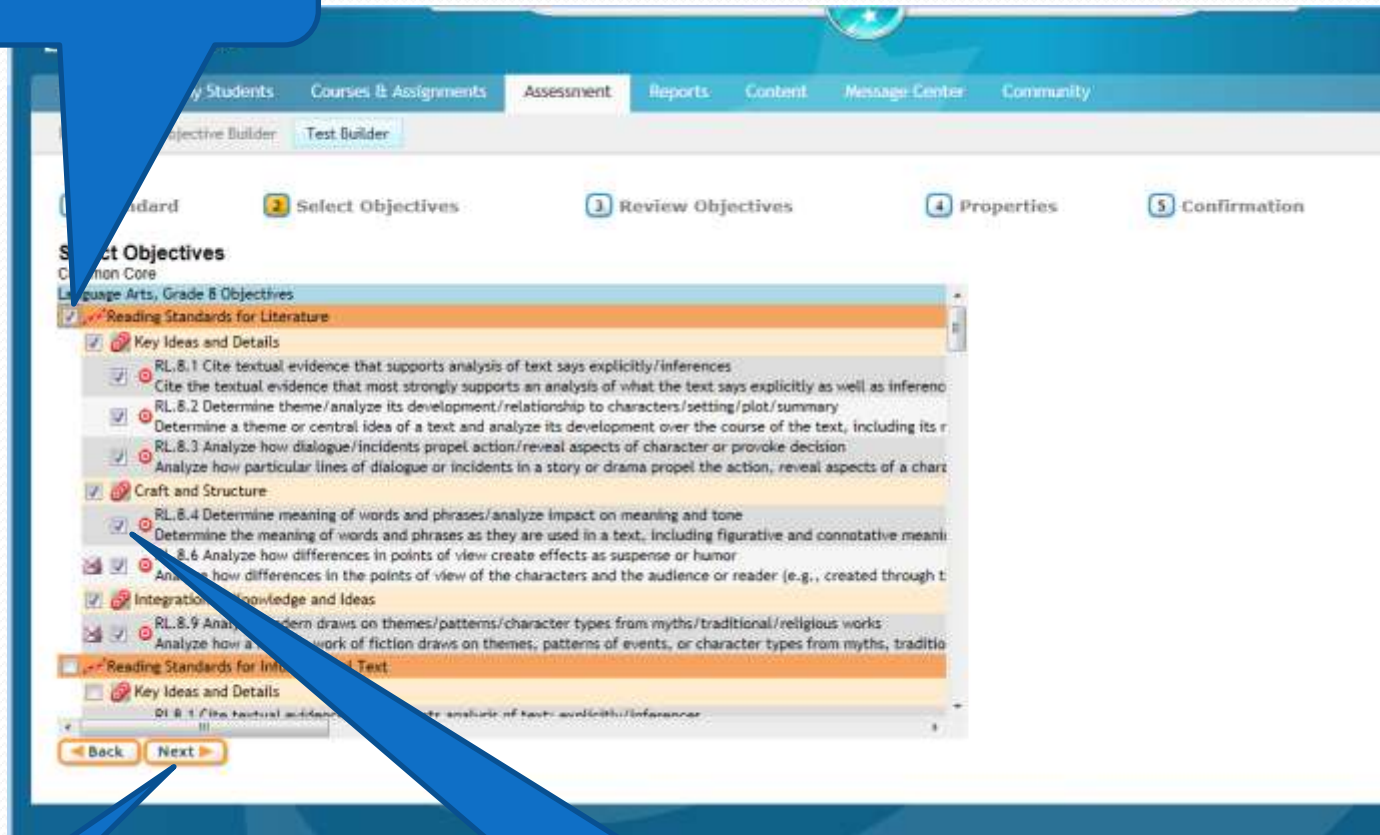
Next

2. Subject

3. Grade Level

4. Next

1. Choose one section at a time.

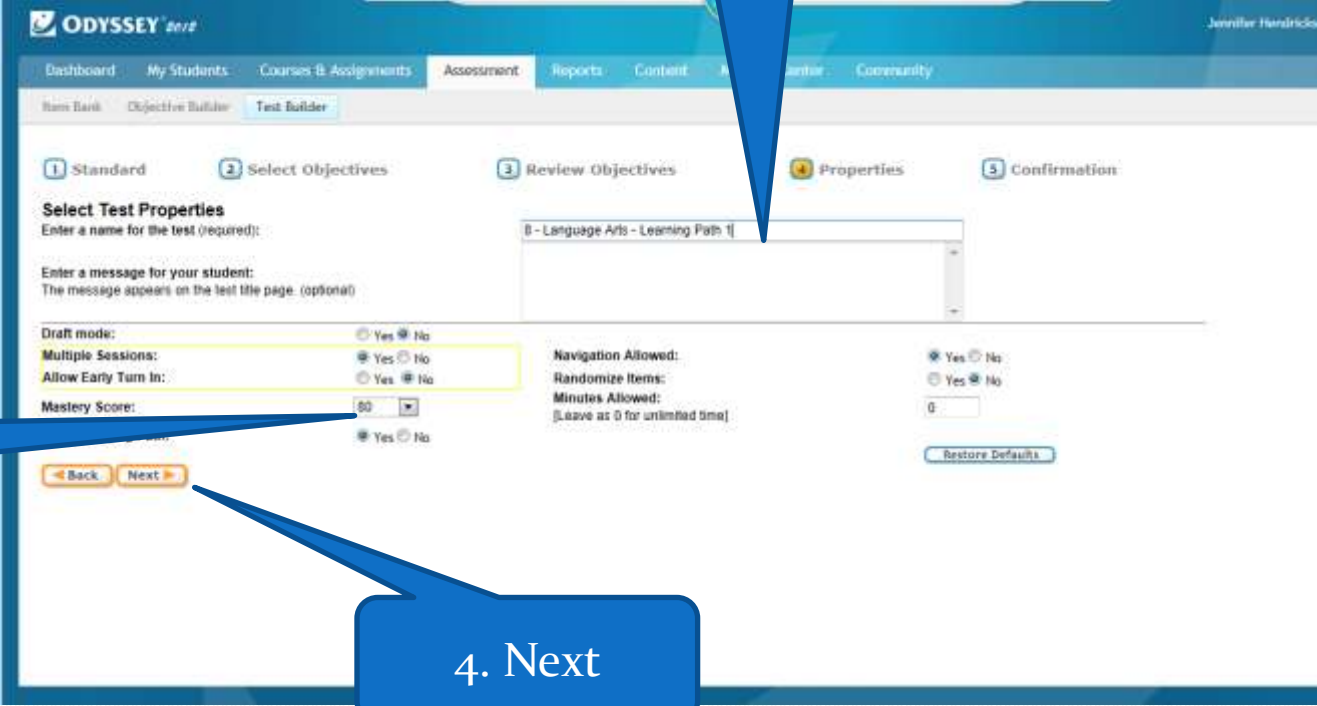


3. Next

2. For every point there will be 4-6 questions.



1. Next



2. 80% Pass Rate

3. Name and describe

4. Next

1. Double check how many question. Try to keep between 25 -35 questions.

Item Bank Objective Builder Test

Reports Content Message Center Community

Jennifer Hendric

1 Standard 2 Select Objective 3 Review Objectives 4 Properties 5 Confirmation

Confirmation

Test Name: 8 - Language Arts - Learning Path 1
Standard Set: Common Core
Teacher Message:
Learning Path:
Printable:
Status:
Number of Objectives:
Number of Questions: 28

Test Properties:
Multiple Sessions: Yes
Allow Early Turn In: No
Navigation Allowed: Yes
Minutes Allowed: Unlimited
Randomize Items: No
Mastery Score: 80%

Objectives Tested:

- RL.8.1 Cite textual evidence that supports analysis of text says explicitly/inferences
Cite the textual evidence that most strongly supports an analysis of what the text says explicitly as well as inferences drawn from the text.
- RL.8.2 Determine theme/analyze its development/relationship to characters/setting/plot/summary
Determine a theme or central idea of a text and analyze its development over the course of the text, including its relationship to the characters, setting, and plot; provide an objective summary of the text.
- RL.8.3 Analyze how dialogue/incidents propel action/reveal aspects of character or provoke decision
Analyze how particular lines of dialogue or incidents in a story or drama propel the action, reveal aspects of a character, or provoke a decision.
- RL.8.4 Determine meaning of words and phrases/analyze impact on meaning and tone
Determine the meaning of words and phrases as they are used in a text, including figurative and connotative meanings; analyze the impact of specific word choices on meaning and tone, including analogies or allusions to other texts.
- RL.8.6 Analyze how differences in points of view create effects as suspense or humor
Analyze how differences in the points of view of the characters and the audience or reader (e.g., created through the use of dramatic irony) create such effects as suspense or humor.

Back Save

2. Back to second screen to uncheck points to lower # of questions.

3. If # of questions is acceptable, Save.

1. Name Test again

Dashboard Courses & Assignments Assessment Reports Content Message Center Community

Class Progress Courses Assignment Status Assignment Builder Assignment Archive Submitted Projects

Assignment Builder Curriculum Assignment View Assignment

Assignment Outline
Click on a folder to view its contents

Folder: 8 - Language Arts - Learning Path 1 Learning Path Order: Sequential Self-Select Auto-Launch

Select	Update	Type	Name
<input type="checkbox"/>	1		RL.8.1: Cite textual evidence that supports analysis of text says explicitly/inferences
<input type="checkbox"/>	2		RL.8.2: Determine theme/analyze its development/relationship to characters/setting/plot/summary
<input type="checkbox"/>	3		RL.8.3: Analyze how dialogue/incidents propel action/reveal aspects of character or provoke decision
<input type="checkbox"/>	4		RL.8.4: Determine meaning of words and phrases/analyze impact on meaning and tone
<input type="checkbox"/>	5		RL.8.6: Analyze how differences in points of view create effects as suspense or humor
<input type="checkbox"/>	6		RL.8.9: Analyze modern draws on themes/patterns/character types from myths/traditional/religious works

Icon Key

2. Complete Assignment.

1. Set Subject and Grade Level

Complete Assignment Close

Categorize your assignment and click Next to continue.

Assignment Name: 8 - Language Arts - Learning Path 1

Description:

Availability: My Assignments

Subject: Language Arts

Level: Eighth

Assignment Order: Sequential Self-Select Auto-Launch

Apply assignment order to all folders: Yes No

Suppress Duplicate Activities: Yes No

Show Resources: Yes No

Draft Mode: Yes No

Show Odyssey Writer: Yes No

Show Tool Kit: Yes No

Assign to students now? Yes No, I'll assign it later

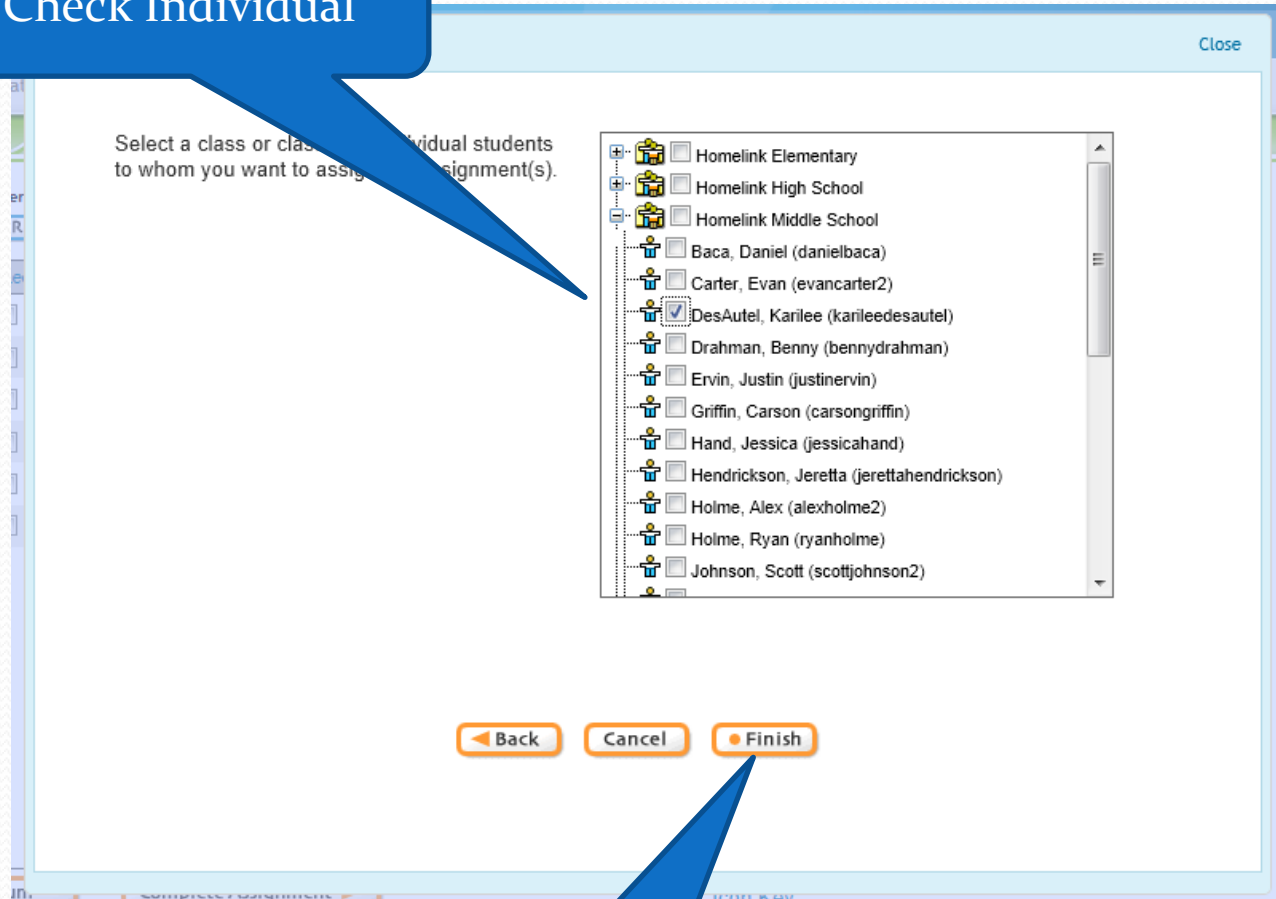
Note: All folders with Decision Points in this assignment will remain in Sequential or Auto-Launch mode.

ICOM Key

2. No, assign later after tests are placed in Course, or Yes, to assign to individual.

3. Next

1. Check Individual



2. Finish